



# Refugees Welcome Survey 2016

## Views of Citizens Across 27 Countries

Topline Report from GlobeScan, May 2016

# Contact Us



The research questions and results reported herein are provided on a confidential basis to Amnesty International. Amnesty International is free to use the findings in whatever manner it chooses, including releasing them to the public or media.

GlobeScan Incorporated subscribes to the standards of the World Association of Opinion and Marketing Research Professionals (ESOMAR). ESOMAR sets minimum disclosure standards for studies that are released to the public or the media. The purpose is to maintain the integrity of market research by avoiding misleading interpretations. If you are considering the dissemination of the findings, please consult with us regarding the form and content of publication. ESOMAR standards require us to correct any misinterpretation.

**Project: 3139**



*For more information, contact:*

**Caroline Holme**

Director

[Caroline.Holme@globescan.com](mailto:Caroline.Holme@globescan.com)

**Marie Prudhomme**

Research Analyst

[Ms.prudhomme@GlobeScan.com](mailto:Ms.prudhomme@GlobeScan.com)

[www.GlobeScan.com](http://www.GlobeScan.com)

evidence and ideas. applied.

# Methodology



This report presents topline results for three questions fielded by GlobeScan in 27 countries.

Country	Sample size (unweighted)	Age	Type of sample	Methodology	Field dates
Argentina	1001	16+	National	Face-to-face	March 2–14, 2016
Australia	802	18+	National	Telephone	February 29–March 21, 2016
Brazil	804	18-69	Urban <sup>1</sup>	Face-to-face	January 25–February 12, 2016
Canada	1020	18+	National	Telephone	March 7–24, 2016
Chile	1200	18+	National	Face-to-face	December 2–January 5, 2016
China	1055	18+	Urban <sup>2</sup>	Telephone	April 2–15, 2016
France	1091	18+	National	Telephone	February 22–29, 2016
Germany	1001	16–70	National	Telephone	February 4–8, 2016
Ghana	1049	18-65	National	Face-to-face	March 16 – April 12, 2016
Greece	704	18+	National	Telephone	March 16–28, 2016
India	1269	18+	National	Face-to-face	March 15–30, 2016
Indonesia	1000	18+	Urban <sup>3</sup>	Face-to-face	March 12–26, 2016
Jordan	1000	15+	National	Telephone	March 1–30, 2016
Kenya	1010	18+	Urban <sup>4</sup>	Face-to-face	March 4–20, 2016
Lebanon	1000	15+	National	Telephone	March 1–30, 2016
Mexico	999	18+	National	Face-to-face	March 18–22, 2016
Nigeria	800	18+	National	Face-to-face	March 9–24, 2016
Pakistan	1000	18+	National	Face-to-face	February 19–March 5, 2016
Poland	1011	15+	National	Face-to-face	March 4–9, 2016
Russia	1020	18+	National	Telephone	March 9–21, 2016
S. Africa	2000	18+	Urban <sup>5</sup>	Face-to-face	February 17–March 1, 2016
S. Korea	1000	19+	National	Telephone	March 20–24, 2016
Spain	815	18+	National	Telephone	February 29 – March 29 2016
Thailand	1000	15+	National	Online	March 9–13, 2016
Turkey	1018	15+	Urban	Telephone	March 24–April 2, 2016
UK	1005	18+	National	Telephone	February 22–March 13, 2016
USA	1006	18+	National	Telephone	February 29–March 13, 2016

<sup>1</sup> In Brazil the survey was conducted in Belo Horizonte, Brasília, Curitiba, Goiânia, Porto Alegre, Recife, Rio de Janeiro, Salvador, São Paulo, representing 23 per cent of the national adult population.

<sup>2</sup> In China the survey was conducted in, Beijing, Chengdu, Chongqing, Fuzhou, Guangzhou, Hangzhou, Harbin, Hefei, Kunming, Nanning, Shanghai, Shenyang, Taiyuan, Tianjin, Wuhan, Xi'an, Xining, Zhengzhou representing 14 per cent of the national adult population.

<sup>3</sup> In Indonesia the survey was conducted in Bandung, Jakarta, Makassar, Medan, and Surabaya, representing 27 per cent of the national adult population.

<sup>4</sup> In Kenya, the survey was conducted in 7 out of the 8 former administrative provinces targeting the 45 per cent of the adult population in urban and mixed settlements. The survey sample included urban populations in 30 counties representing 64 per cent of all counties. The counties included in the sample were; Bungoma, Busia, Embu, Kajiado, Kakamega, Kericho, Kiambu, Kilifi, Kirinyaga, Kisii, Kisumu, Kitui, Kwale, Laikipia, Machakos, Marsabit, Meru, Migori, Mombasa, Nairobi, Nakuru, Narok, Nyamira, Nyandarua, Nyeri, Siaya, Trans Nzoia, Turkana, Uasin Gishu, Vihiga.

<sup>5</sup> In South Africa, the survey was conducted in urban areas of Eastern Cape, Free State, Gauteng, Kwazulu-Natal, and Western Cape, representing 43 per cent of the national adult population.

All figures are expressed in percentages, unless otherwise specified.

Percentages may not add to 100 because of rounding.

The margin of error per country ranges from +/- 2.8 to 3.7 per cent, 19 times out of 20.

## Questions

The following questions were asked as part of GlobeScan's omnibus survey

1. Please tell me if you strongly agree, somewhat agree, somewhat disagree, or strongly disagree with each of the following statements:

- a. People should be able to take refuge in other countries to escape from war or persecution.
- b. Our government should do more to help refugees fleeing war or persecution.

2. How closely would you personally accept people fleeing war or persecution? Would you let them live...? **CHOOSE ONE [RESPONDENT SHOULD CHOOSE THE FIRST ONE ON THE LIST THAT APPLIES TO THEM]**

1. in your household
2. in your neighbourhood
3. in your city, town or village
4. in your country
5. Or would you refuse them entry to your country

# Topline Results

# 1. People should be able to take refuge in other countries to escape from war or persecution



## Key Findings

- Overall, 73 per cent of respondents agree that people should be able to take refuge in other countries to escape from war or persecution.
- One quarter of participants disagree with the statement.
- Agreement is particularly strong in Germany and Spain, where nearly all respondents say that people should be able to take refuge in other countries to escape from war or persecution.
- Levels of disagreement are generally low, except in Thailand and Turkey, where majorities disagree with the statement.

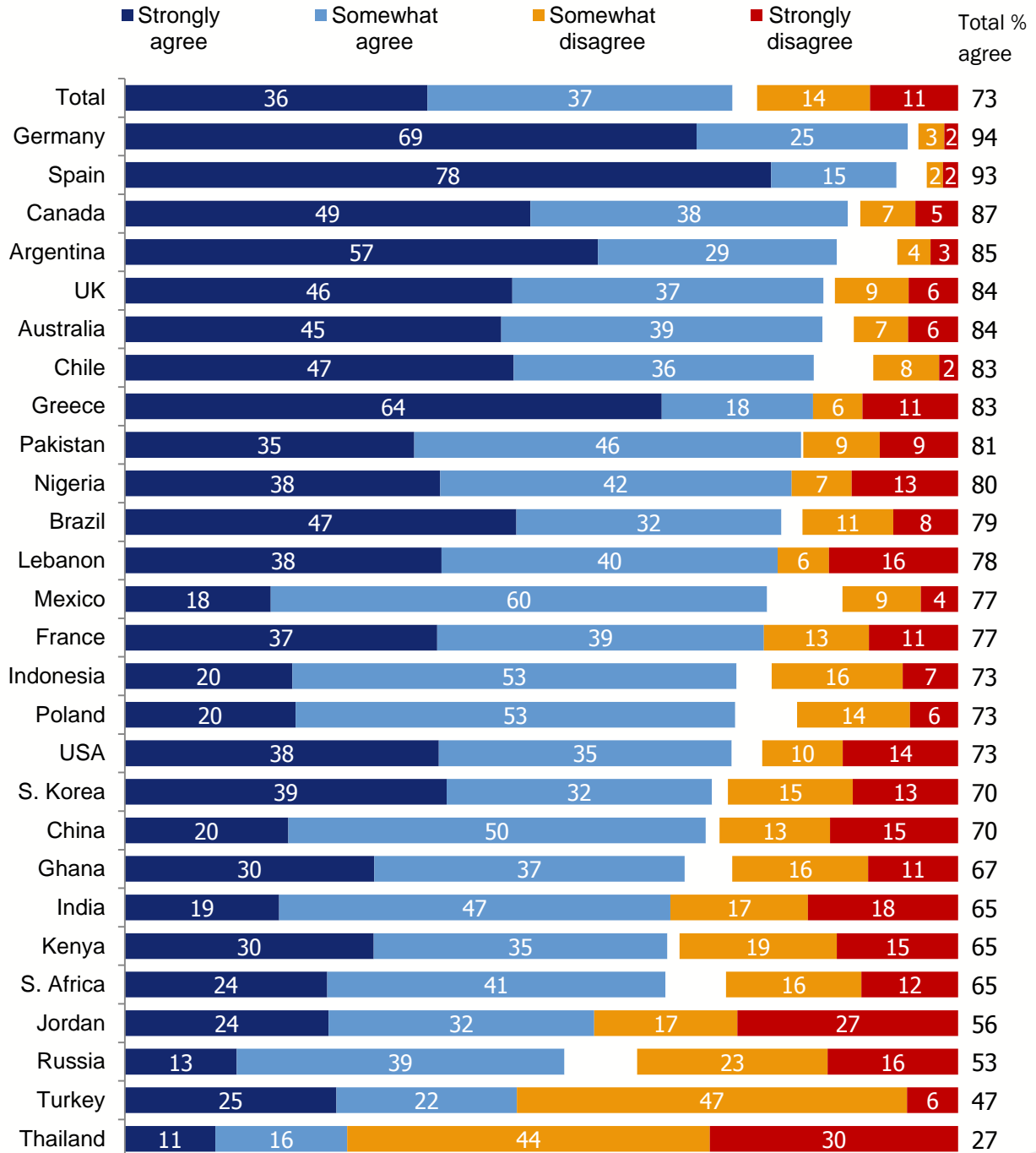
## Demographic Breakdown

- Demographic differences are more meaningful at a country rather than global level.
- Overall, slightly more women agree that people should be able to take refuge in other countries to escape from war or persecution compared with men (74% vs 72% respectively).
- Under-35s and over-65s express slightly more agreement than age groups between.
- Agreement tends to increase with education and income. The more educated people are, and the more they earn, the more likely they are to agree with the statement on refugee rights.
- Overall, those living in villages or cities are more likely to agree than those in towns.

# 1. People should be able to take refuge in other countries to escape from war or persecution



## By Country, 2016



Please note that the white space represents “Don’t know” and “Depends.”



## 2. Our government should do more to help refugees fleeing war or persecution



### Key Findings

- Globally, two out of three respondents agree that national governments should do more to help refugees fleeing war or persecution.
- Three respondents in ten think that governments should not do more to help refugees.
- Agreement is highest in China (86%), Nigeria (85%) and Jordan (84%), but is particularly low in Thailand and Russia, at under 30 per cent.
- In Turkey, India, Thailand and Russia, majorities think that their national government should not do more to help refugees fleeing war or persecution.

### Demographic breakdown

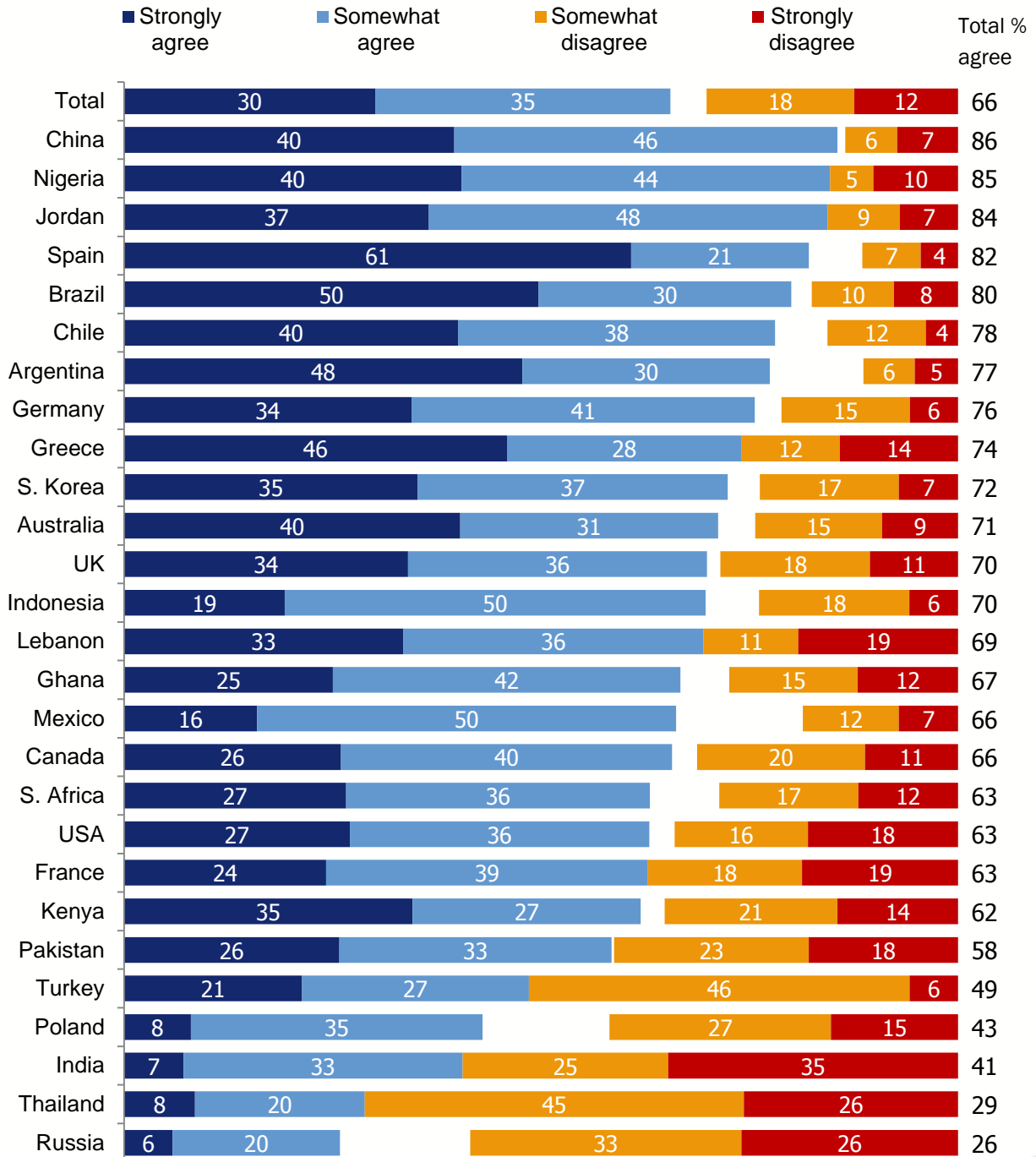
- Demographic differences are more meaningful at a country rather than global level.
- Men are slightly more likely than women to disagree that their government should do more to help refugees fleeing war or persecution (31% vs 29% respectively).
- Agreement with enhanced government action increases with education (68% of participants with a high level of education vs 63% for those with a low level of education).
- Agreement also increases with income (64% agreement amongst lower income respondents vs 70% agreement for those with a very high income).
- Respondents living in cities have the highest level of agreement with increased government action (69%) while those living in towns have the lowest (59%).



# 2. Our government should do more to help refugees fleeing war or persecution



## By Country, 2016



Please note that the white space represents “Don’t know” and “Depends.”



# 3. How closely would you personally accept people fleeing war or persecution?



## Key Findings

- Globally, 80 per cent of respondents would accept refugees (people fleeing war or persecution) in their country, city, neighbourhood or home. Thirty per cent would accept refugees in their household or neighbourhood, and 10 per cent would accept refugees in their home.
- Seventeen per cent would refuse refugees entry to their country.
- Overall acceptance levels are highest in Spain and Germany (97% and 96% respectively). China and the UK have the largest proportion of people who say they would accept refugees into their household at 46 per cent and 29 per cent respectively.
- Acceptance is lowest in Russia where 61 per cent of participants say they would refuse refugees entry into the country, and an additional six per cent cannot provide an answer.

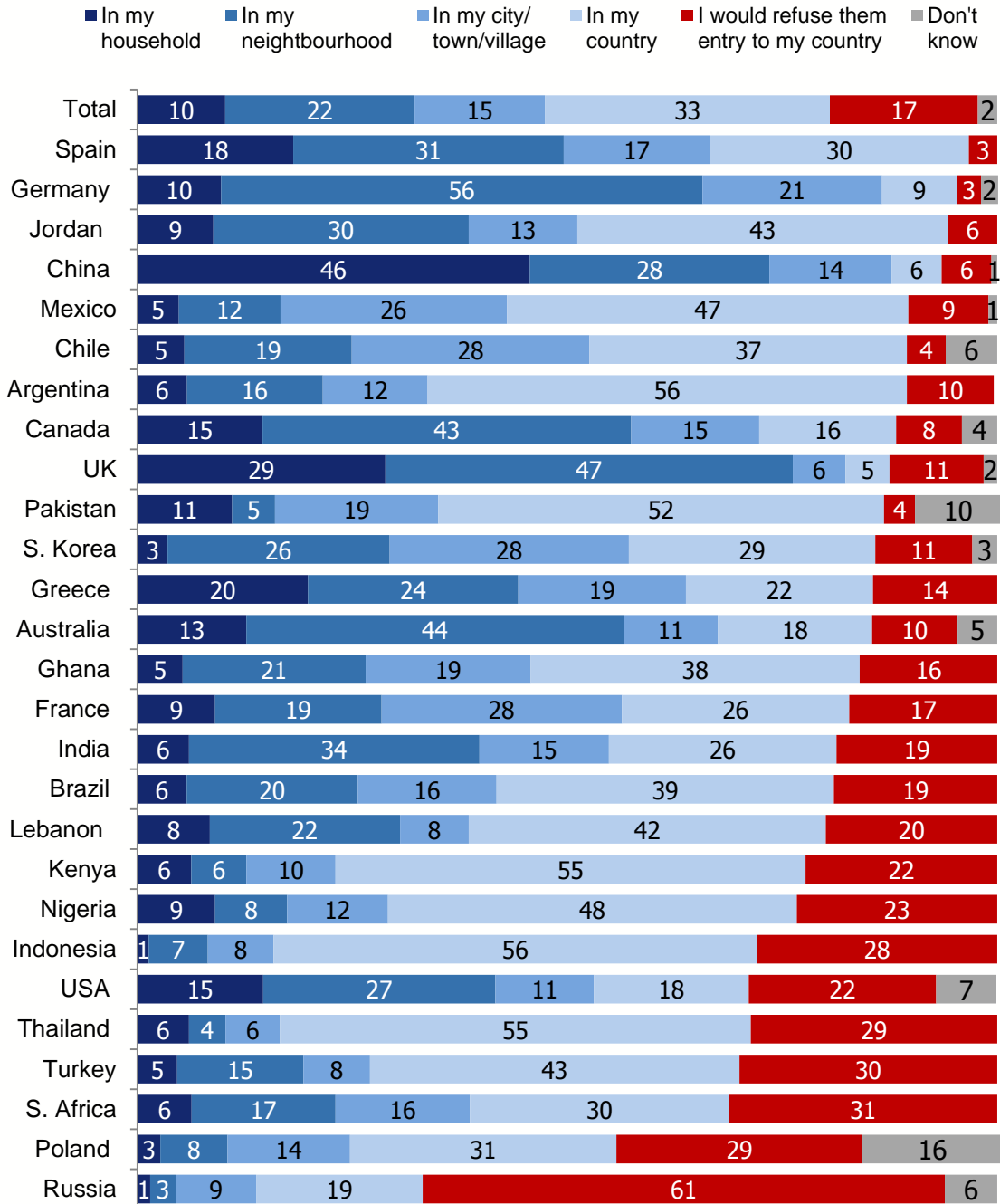
## Demographic breakdown

- Demographic differences are more meaningful at a country rather than global level
- Overall, under-35s are more accepting of refugees in their country. Over-65s express greater acceptance of refugees in their household or neighbourhood, compared with other age groups.
- The higher the education and income levels, the greater the level of acceptance of refugees. Four in ten participants (41%) with a high level of education would personally accept people fleeing war or persecution to live in their household or neighbourhood. Significantly more participants with high or very high incomes would accept people fleeing war or persecution living in their household, neighbourhood or city/town/village (52% and 56% respectively vs 48% or less for other income groups).
- City-dwellers are more accepting of refugees generally. Those in villages are more polarised, with over three in ten saying they would welcome refugees in their households or neighbourhoods compared with two in ten who would refuse entry to their country.

# 3. How closely would you personally accept people fleeing war or persecution?



By Country, 2016



# Refugees Welcome Index

Country <sup>1</sup>	Index score
China	85
Germany	84
UK	83
Canada	76
Australia	73
Spain	71
Greece	65
Jordan	61
USA	60
Chile	59
South Korea	59
India	59
France	56
Ghana	52
Pakistan	51
Mexico	50
Lebanon	50
Brazil	49
Argentina	48
South Africa	44
Nigeria	41
Turkey	39
Kenya	38
Poland	36
Thailand	33
Indonesia	32
Russia	18

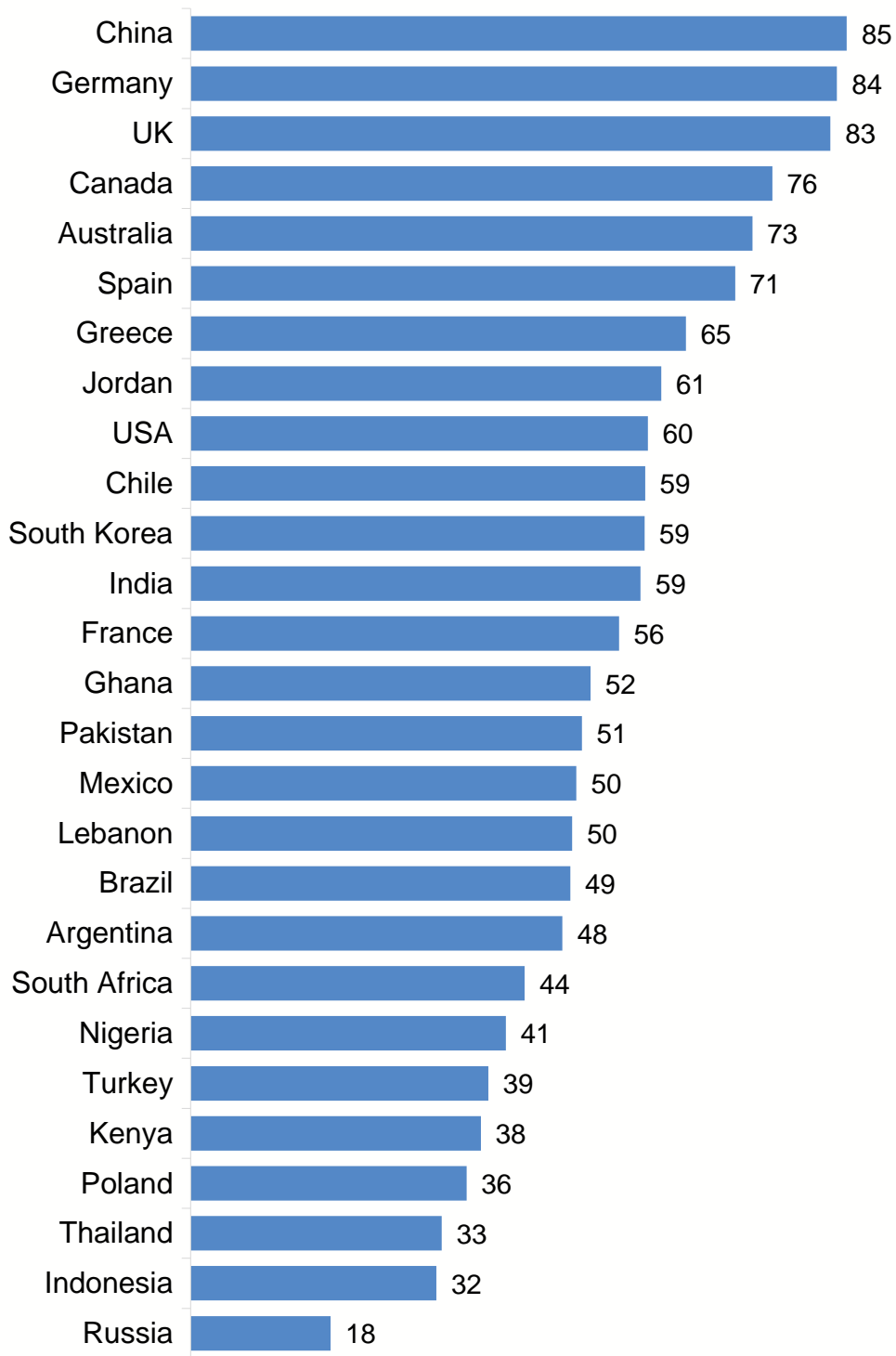
The Refugees Welcome Index ranks countries on a scale of 0 to 100, where 0 = all respondents would refuse refugees entry to the country and 100 = all respondents would accept refugees into their neighbourhood or home.

The Index is calculated as a mean score of responses to the question: how closely would you personally accept people fleeing war or persecution? Responses have been scaled to 100 as follows: 0 = 'I would refuse them entry to my country'; 33 = 'In my country'; 67 = 'In my city/town/village'; and 100 = 'In my neighbourhood or household'.

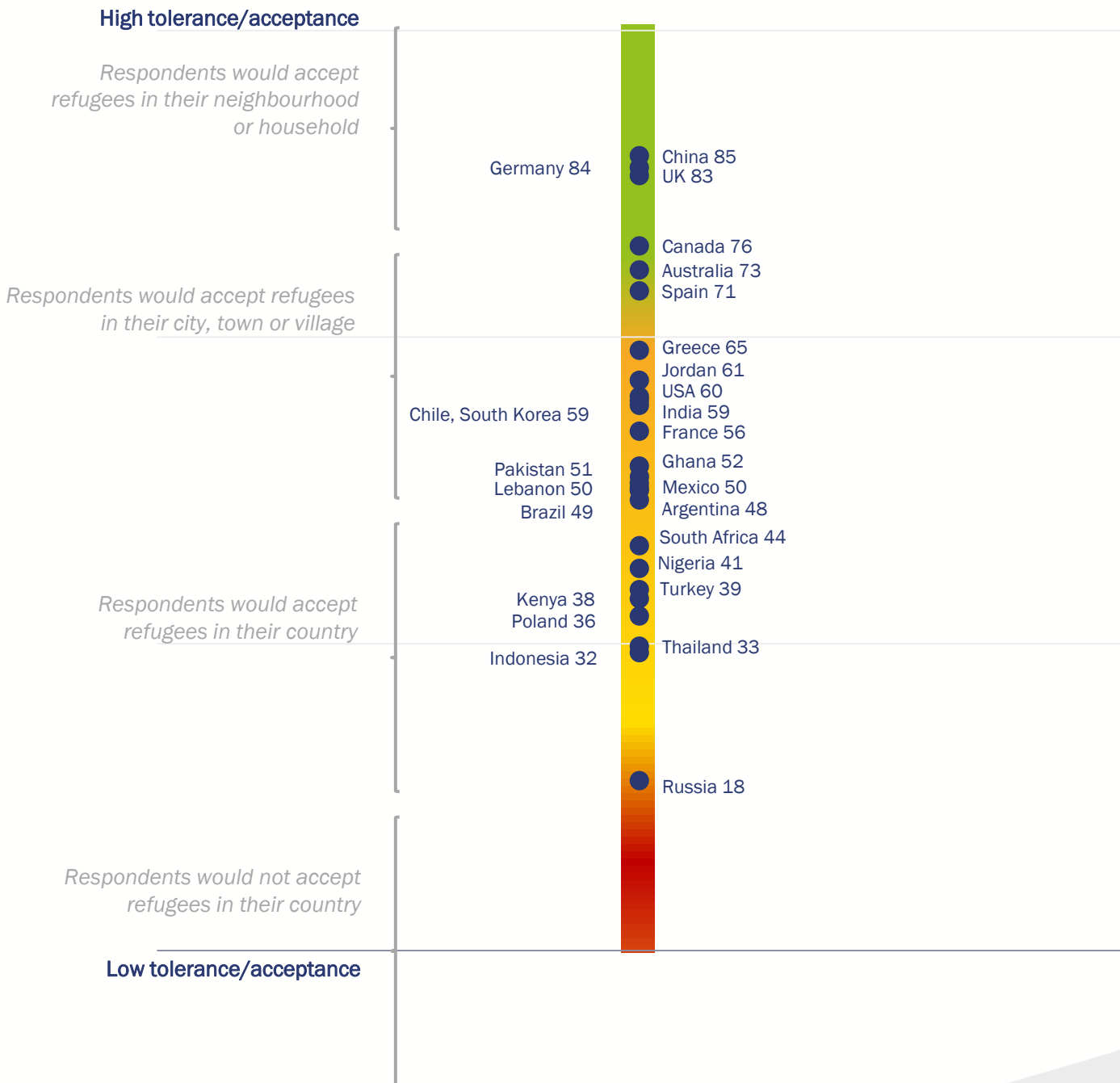
The average (median) score is **52**

<sup>1</sup> Note: Typically, differences between countries of **5 percentage points or above** are statistically significant

# Refugees Welcome Index



# Refugees Welcome Barometer





evidence and ideas. applied

GlobeScan is an evidence-led strategy consultancy focused on stakeholder intelligence and engagement. Offering a suite of specialist research and advisory services, GlobeScan partners with clients to meet strategic objectives across reputation, sustainability and purpose. GlobeScan's overarching purpose is to help our clients redefine what it means to be in business.

[www.globescan.com](http://www.globescan.com)



**Caroline Holme**  
Director  
[Caroline.Holme@globescan.com](mailto:Caroline.Holme@globescan.com)



**Marie Prudhomme**  
Research Analyst  
[Ms.prudhomme@GlobeScan.com](mailto:Ms.prudhomme@GlobeScan.com)